



How to remove videos and pictures from SNAPCHAT

From NEEDHELPNOW.CA

App Instructions


To make a complaint about a sexual image shared in a snap, or story on Snapchat:

- Press and hold on the snap or story until a  button appears in the bottom left corner.
- Tap  to report it.
- Select “Nudity or sexual content” as the reason for reporting and follow the instructions for reporting the specific concern. Next, include the information outlined in the four points below.

1. **Include your age:** It is important to tell them if you are a child/youth. Include your age at the time the picture/video was taken as well as your current age.
2. **Say that you are the person in the picture/video:** If you are recognizable in the picture/video, include this as well – this may give your report a higher priority.

3. **Say that you did not post the picture/video, did not agree to it being posted and want it removed:** They need to know that you object to the continued posting of the picture/video.
4. **Let them know if you sent the picture/video to someone else:** Include those names as most providers set out rules for the type of content that can be posted and those who break the rules may be prevented from posting content in the future.
 - Tap “Submit”.

To make a complaint regarding a Snapchat user threatening to post sexual images:

- Press and hold on the Snapchatter’s name and tap the  button.
- Select the most appropriate option for what you are concerned about and follow

the instructions for reporting the specific concern within the app.

Report to [Cybertip.ca](https://www.cybertip.ca)

1. Report your information under the category “non-consensual distribution of an intimate image”.
2. Include your contact information as this will make it easier for us to help you.
3. If you are being threatened, intimidated or blackmailed in any way, we highly encourage you to report to [Cybertip.ca](https://www.cybertip.ca) or report to your local police.





How to remove videos and pictures from INSTAGRAM

From NEEDHELPNOW.ca

App Instructions

To make a complaint about a sexual picture on Instagram:

- Tap **⋮** (iOS) or **⋮** (Android) above the picture.
- Select “Report” followed by “It’s inappropriate”.
- Choose “Nudity or pornography” as the reason for reporting the image.
- Select “Report”.

Desktop Instructions

To make a complaint about a sexual picture on Instagram:

- Click **⋮** in the bottom right corner of the post containing the picture.
- Select “Report inappropriate”.
- Choose “Nudity or pornography” as the reason for reporting the image.
- **Include your age:** It is important to tell them if you are a child/youth. Include your age at the time the picture/video was taken as well as your current age.
- **Say that you are the person in the picture/video:** If you are recognizable in the picture/video, include this as well – this may give your report a higher priority.
- **Say that you did not post the picture/video, did not agree to it being posted and want it removed:** They need to know that you object to the continued posting of the picture/video.

- **Let them know if you sent the picture/video to someone else:** Include those names as most providers set out rules for the type of content that can be posted and those who break the rules may be prevented from posting content in the future.
- Click “Submit”.
- You may be required to log in to Instagram to finalize your report.

To make a complaint regarding an Instagram user threatening to post sexual images:

- Access <https://help.instagram.com/contact/240773466098227>.
- Complete the report form by selecting the most appropriate options.

Provide as much detail as possible, including a link to the Instagram account and/or threatening post you’d like to report as well as any other information that may help the service review your complaint.

Include your age: It is important to tell them if you are a child/youth. Include your age at the time the picture/video was taken as well as your current age.

Say that you are the person in the picture/video: If you are recognizable in the picture/video, include this as well – this may give your report a higher priority.

Say that you did not post the picture/video, did not agree to it being posted and want it removed: They need to know that you object to the continued posting of the picture/video.

Let them know if you sent the picture/video to someone else: Include those names as most providers set out rules for the type of content that can be posted and those who break the rules may be prevented from posting content in the future.

- Click “Send”.

We update the content on this page quarterly but because online services may change their reporting processes, you may find the instructions above do not work. If that occurs, do your best to adjust the process to match what you are seeing onscreen – it may be that a simple adjustment is all that is required (e.g. if the precise drop down option listed above does not appear, try choosing the option that is closest to what is suggested above). If all else fails, you can also [contact us](#) and we can try to assist you with the process.

Report to [Cybertip.ca](#)

1. Report your information under the category “non-consensual distribution of an intimate image”.
2. Include your contact information as this will make it easier for us to help you.
3. If you are being threatened, intimidated or blackmailed in any way, we highly encourage you to report to [Cybertip.ca](#) or report to your local police.